











Evaluation: National Maori Hui PG Nov 2008

1. DAY 1: Please tick which ones you FOUND HELPFUL on DAY 1 TUESDAY? Tick as many boxes as you wish. You can also comment at the end.			
		Response Percent	Response Count
Powhiri		47.8%	11
<b>Whakawhanaungatanga</b>		<b>73.9%</b>	17
Ministry of Health (Derek Thompson)		47.8%	11
Assessments of Impact of Gambling (Lorna Dyall)		52.2%	12
Health Sponsorship Council (Hannah Booth)		39.1%	9
Gambling Helpline (Colin Mason)		34.8%	8
Te Rau Matatini Prob Gambling Scholarships(Pam Armstrong)		39.1%	9
Te Herenga Waka (Denis McLeod)		65.2%	15
All of the processes and presentations were helpful		34.8%	8
Other (please specify)		47.8%	11
		<b>answered question</b>	<b>23</b>
		<b>skipped question</b>	<b>1</b>

**2. DAY 1: Please tick which ones DID NOT find helpful on DAY 1 TUESDAY? Tick as many boxes as you wish. Text box available for Comment.**

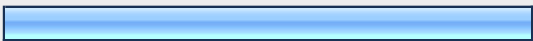



		Response Percent	Response Count
Powhiri	<input type="checkbox"/>	15.4%	2
Whakawhanaungatanga	<input type="checkbox"/>	15.4%	2
Ministry of Health - Derek Thompson	<input type="checkbox"/>	46.2%	6
Assessments of Impact of Gambling - Lorna Dyall	<input type="checkbox"/>	7.7%	1
<b>Health Sponsorship Council - Hannah Booth</b>	<input type="checkbox"/>	<b>61.5%</b>	<b>8</b>
Gambling Helpline (Colin Mason)	<input type="checkbox"/>	53.8%	7
Te Rau Matatini Prob Gambling Scholarships(Pam Armstrong)	<input type="checkbox"/>	23.1%	3
Te Herenga Waka (Denis McCleod)	<input type="checkbox"/>	15.4%	2
All of the processes and presentations were unhelpful	<input type="checkbox"/>	7.7%	1
Other (please specify)	<input type="checkbox"/>	53.8%	7
		<b>answered question</b>	<b>13</b>
		<b>skipped question</b>	<b>11</b>




3. DAY 1 (TUES): On a scale of 1 to 5 (one is the lowest and 5 is the highest), were the presentations:								
	1	2	3	4	5	N/A	Rating Average	Response Count
easy to UNDERSTAND?	13.0% (3)	0.0% (0)	26.1% (6)	<b>39.1%</b> <b>(9)</b>	17.4% (4)	4.3% (1)	3.50	23
matched to your LEARNING STYLE?	19.0% (4)	0.0% (0)	23.8% (5)	<b>28.6%</b> <b>(6)</b>	23.8% (5)	4.8% (1)	3.40	21
enough INFORMATION presented?	13.6% (3)	4.5% (1)	<b>36.4%</b> <b>(8)</b>	<b>36.4%</b> <b>(8)</b>	4.5% (1)	4.5% (1)	3.14	22
covered the RIGHT TOPICS for you?	21.7% (5)	<b>30.4%</b> <b>(7)</b>	26.1% (6)	13.0% (3)	4.3% (1)	4.3% (1)	2.45	23
Comment								6
<b>answered question</b>								<b>24</b>
<b>skipped question</b>								<b>0</b>




4. DAY 1 (TUES): On a scale of 1 to 5,(lowest score is 1 and highest score is 5), please indicate how well the hui did the following:								
	1	2	3	4	5	N/A	Rating Average	Response Count
Helped me gain knowledge in areas that I needed help with:	25.0% (6)	25.0% (6)	<b>37.5%</b> <b>(9)</b>	8.3% (2)	0.0% (0)	4.2% (1)	2.30	24
Helped me gain new skills in areas that I needed help with:	25.0% (6)	<b>33.3%</b> <b>(8)</b>	<b>33.3%</b> <b>(8)</b>	4.2% (1)	0.0% (0)	4.2% (1)	2.17	24
Helped me network and meet other providers	8.3% (2)	4.2% (1)	16.7% (4)	12.5% (3)	<b>45.8%</b> <b>(11)</b>	12.5% (3)	3.95	24
Comment								7
<b>answered question</b>								<b>24</b>
<b>skipped question</b>								<b>0</b>





5. On a scale of 1 to 5 (1 is lowest and 5 is highest),did DAY 1:								
	1	2	3	4	5	N/A	Rating Average	Response Count
meet your needs and expectations?	20.8% (5)	<b>37.5%</b> <b>(9)</b>	20.8% (5)	16.7% (4)	0.0% (0)	4.2% (1)	2.35	24
inspire you?	25.0% (5)	<b>35.0%</b> <b>(7)</b>	30.0% (6)	10.0% (2)	0.0% (0)	0.0% (0)	2.25	20
Comment								7
<b>answered question</b>								<b>24</b>
<b>skipped question</b>								<b>0</b>




6. Any other comments or feedback for improvement		Response Count
		14
<b>answered question</b>		<b>14</b>
<b>skipped question</b>		<b>10</b>




7. Did you attend Day 2 on Wednesday 26 November?			
		Response Percent	Response Count
Yes		58.3%	14
No		12.5%	3
Morning only		16.7%	4
Afternoon only		12.5%	3
Feedback			7
<b>answered question</b>			<b>24</b>
<b>skipped question</b>			<b>0</b>

8. If you attended Day 2 WEDNESDAY, what did you find HELPFUL or USEFUL:			Response Percent	Response Count
Morning Training (Abacus Pam and Terry)			64.7%	11
Maori Providers Caucus			64.7%	11
Other (please specify)			41.2%	7
			<i>answered question</i>	<b>17</b>
			<i>skipped question</i>	<b>7</b>

9. If you attended Day 2 WEDNESDAY, what did you think was NOT HELPFUL or USEFUL:			Response Percent	Response Count
Morning Training (Abacus Pam and Terry)			58.3%	7
Maori Providers Caucus			33.3%	4
Other (please specify)			66.7%	8
			<i>answered question</i>	<b>12</b>
			<i>skipped question</i>	<b>12</b>

10. Were you satisfied with the available clinical training time with Pam Armstrong and Terry Huriwai on Wednesday?			Response Percent	Response Count
Yes			50.0%	8
No			12.5%	2
Don't Know			25.0%	4
Don't Care			12.5%	2
			Feedback	8
			<i>answered question</i>	<b>16</b>
			<i>skipped question</i>	<b>8</b>

11. Do you think Wednesday's training will help you in your work?				
			Response Percent	Response Count
Yes			61.1%	11
No			16.7%	3
Don't Know			22.2%	4
			Comment	4
			<b>answered question</b>	<b>18</b>
			<b>skipped question</b>	<b>6</b>

12. Did you find the caucus meeting for Maori helpful and useful?				
			Response Percent	Response Count
Yes			73.3%	11
No			6.7%	1
Don't Know			20.0%	3
			Feedback	12
			<b>answered question</b>	<b>15</b>
			<b>skipped question</b>	<b>9</b>

13. Any other comments or feedback for improvement on Day 2 Programme:		Response Count
		8
		<b>answered question</b>
		<b>8</b>
		<b>skipped question</b>
		<b>16</b>

14. Overall, do you think the time spent attending the National Maori Hui will help you in your work?				
			Response Percent	Response Count
Yes			56.3%	9
No			37.5%	6
Don't Know			6.3%	1
			Comment	4
			<b>answered question</b>	<b>16</b>
			<b>skipped question</b>	<b>8</b>






15. Would you recommend attending the National Maori Hui next time?				
			Response Percent	Response Count
Yes			76.5%	13
No			5.9%	1
Don't Know			23.5%	4
			Comment (please specify)	9
			<b>answered question</b>	<b>17</b>
			<b>skipped question</b>	<b>7</b>

16. Would you or your organisation be willing to help organise the next National Maori Hui? If so, please comment and add your name in the text box below.				
			Response Percent	Response Count
Yes			29.4%	5
No			5.9%	1
Undecided			64.7%	11
			Comment	8
			<b>answered question</b>	<b>17</b>
			<b>skipped question</b>	<b>7</b>


17. Where would you like the next National Maori Hui in June to be held? If you wish to comment, please be specific on NZ location, iwi, hapu, provider, marae etc and your own name.

		Response Count
		9
	<i>answered question</i>	9
	<i>skipped question</i>	15

18. Please tick your role or job

		Response Percent	Response Count
Public Health Promoter		35.3%	6
Gambling Counsellor/Clinician		29.4%	5
Researcher		5.9%	1
Administration		0.0%	0
Manager		17.6%	3
Other		11.8%	2
		<i>answered question</i>	17
		<i>skipped question</i>	7

19. Participant Information. This question is optional, however, if you wish to have it noted, for the record, that you/your organisation contributed to the evaluation of this Hui, please fill in:

		Response Percent	Response Count
<b>Name</b>		100.0%	15
Email		93.3%	14
Role		93.3%	14
Landline		86.7%	13
Cellphone		73.3%	11
<b>Organisation</b>		100.0%	15
		<i>answered question</i>	<b>15</b>
		<i>skipped question</i>	<b>9</b>