




no shade Fairtrade

✕
YOUR SUPER
BASIC guide to
starting out
Fairtrade
✕

We get that trying to go fairtrade can seem scary at first!
But we are here to help you with some easy tips to get started in a fairer way of living.



FIND SOME FAIRTRADE BASICS Coffee is life. But Fairtrade is also life, so find some that's good for everyone!

FAIRTRADE BAKING INGREDIENTS Fairtrade sugar and cocoa? Sweet as, you can do it!




RESEARCH A COMPANY'S FAIRTRADE-NESS ONLINE

Do some Google stalking like you would your crush.

MAKE YOUR WORKPLACE FAIRTRADE TEA/COFFEE/SUGAR

Maybe even get super loco and offer to buy the first set of fairtrade ingredients yo'self!




Even Keith from finance likes fairtrade now. Good work.



USE THE WEBSITE REGISTER.CO.NZ to check out locally produced items.

BECOME A RAD FAIRTRADE SCHOOL

check out www.fta.org.nz and see how you can help your school live its best life.



BUY SWEET AS FAIRTRADE CLOTHING ALTERNATIVES

cruise on over to stores like Etiko or Kowtow. If you're on a budget, consider shopping secondhand (holla Family Stores!) and using Tearfund's Ethical Fashion Guide free online.

GET FAIRTRADE TOILETRIES

check out brands that source their products fairtrade and ethically. Ethique, Lush and The Body Shop are good choices for fairtrade and delicious-smelling smelly things.

